



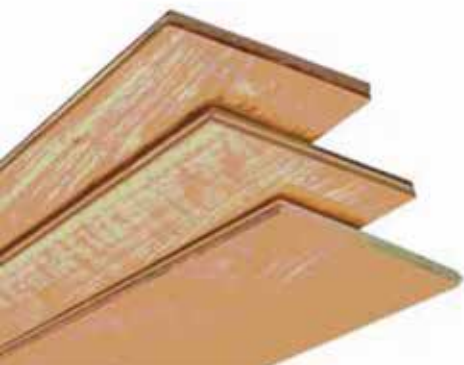
WOODWORKING MACHINERY



New



This machine is equipped with 4+4 operating units & has an infeed & an outfeed transfer. It is ideal for end-matching variable & same length parquet, with medium to large dimensions.



Sirius - Star




CLICK 2G/ 5G

GM MACHINERY SRL

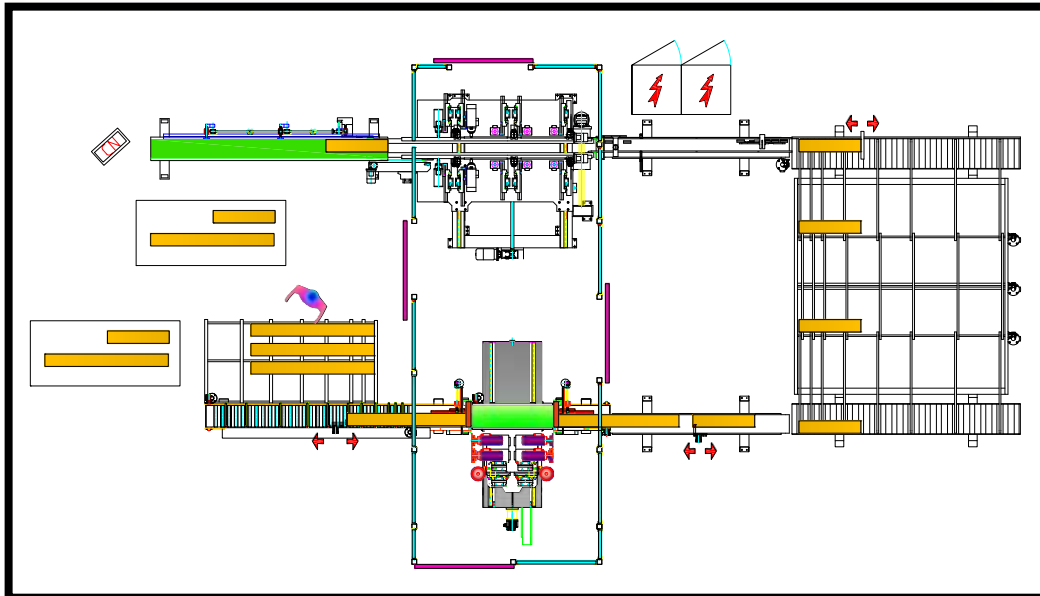
Via Mafalda di Savoia, 41 - 29122 Piacenza

Tel. 0523 578127 - Fax 0523 578715 - E-mail: commerciale@gmmachinery.it




DIMENSIONS OF WORKPIECES (in mm)

Length	Min. 250	Max. 3000
Width	Min. 50	Max. 250
Thickness	Min. 10	Max. 30



Machine structure, designed & manufactured according to "CE" regulations, composed of 3 working stations:

- 1st STATION - INFEEED LOADING BAND
- 2nd STATION - MILLING & END-MATCHING
- 3rd STATION - UNLOADING BAND



CUTTING-OFF:

Top horizontal cut-off saw KW. 1,5 at 6000 rpm.

Bottom horizontal scoring saw KW. 1,5 at 6000 rpm.

MILLING:

Special double-motor milling unit mounted on one support, for machining pieces with an antichipping system [1st motor is a jump motor commanded by a digital signal & the 2nd is a fixed motor]. Each motor KW. 3,3 at 6000 rpm.